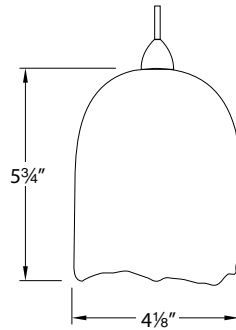


COUTURE – model: G530

European Collection Glass Pendant

WAC LIGHTING
Responsible Lighting®



Fixture Type:

Catalog Number:

Project: _____

Location: _____

PRODUCT DESCRIPTION

High style and home fashion come to light with our mouth blown Venetian glass integrated with LEDs and other light sources. Strips of gorgeous glass canes are hand cut and applied by some of the world's finest glassmakers in Italy.

FEATURES

- LED, Low Voltage and Line Voltage options available
- Can be used on canopies, all Quick Connect™ systems and line voltage rail and track systems
- All socket sets include 72" wire that may be cut in the field
- 5 year WAC Lighting product warranty
- UL & CUL Listed

CONSTRUCTION

- **Shade:** Italian art glass
- **LED Socket Set:** Aluminum w/acrylic diffuser
- **Low and Line Voltage Socket Set:** Machined aluminum w/frosted glass shield
- **MP Canopy:** Steel
- **Adapters – Solorail™, Duorail™:** Copper
- **Adapters – 120V Track, Linear Track, Flexrail1 and 2:** Polycarbonate

COMPATIBLE SYSTEMS

Canopy (MP)

LED or Low Voltage halogen lamp options

Includes:

- Shade
- Quick Adjust™ Canopy (shown)
- Socket Set
- Lamp



The patent pending Quick Adjust™ Canopy has an adjustable cable that stores inside the canopy housing for easy in-field height adjustments.

Sold as a complete unit with a single Order Number, no adapters needed.

Quick Connect™ (QP)

LED or Low Voltage halogen lamp options

Includes:

- Shade
- Threaded Male Connector (shown)
- Socket Set
- Lamp



For use on Linear Track, 120V Track, Solorail™, Duorail™, Flexrail1™ and Flexrail2™ with proper Quick Connect™ adapter (sold separately).

Can also be used on any Quick Connect™ Canopy (sold separately) no adapter needed.

Threaded Male Connector easily joins with all Quick Connect™ Adapters and Canopies.

Line Voltage Rail and Track

Line Voltage xenon lamp

Includes:

- Shade
- Adapter to Rail or Track
- Socket Set
- Lamp

For use with 120V H, L and J single circuit track and J2 two circuit track systems and Flexrail1™ and Flexrail2™ rail systems.

Sold as a complete unit with a single Order Number, adapter included.

For Lamp Specifications and Ordering Information see next page.

WAC Lighting

www.waclighting.com

Phone (800) 526.2588 • Fax (800) 526.2585

Headquarters/Eastern Distribution Center

44 Harbor Park Drive • Port Washington, NY 11050

Phone (516) 515.5000 • Fax (516) 515.5050

Western Distribution Center

1750 Archibald Avenue • Ontario, CA 91760

Phone (800) 526.2588 • Fax (800) 526.2585

COUTURE – model: G530

European Collection Glass Pendant

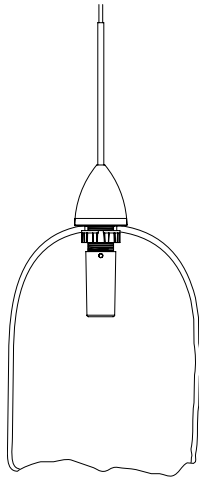
WAC LIGHTING
Responsible Lighting®

SOCKET SET and LAMP INFORMATION

LEDme®

LED: 12V/5W, 230 lumens, 3500K, CRI 75 (included)

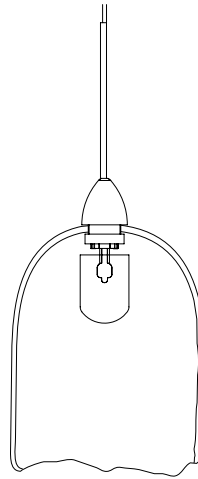
- May be dimmed w/electronic low voltage (ELV) dimmer
- Threaded ring used to secure shade to socket
- 30,000 hour rated life
- Energy efficient
- No projected Ultraviolet or Infrared radiation



Low Voltage

Lamp: 12V/50W max, halogen JC-50 (included)

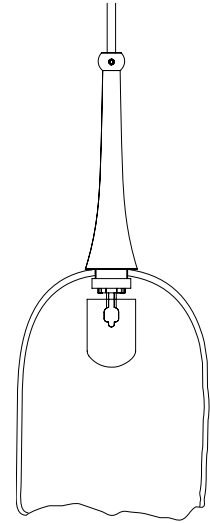
- May be dimmed
- Lamp shield secures shade to socket
- Includes 12V, 50W halogen bi-pin
- 20W and 35W lamps available (order separately)



Line Voltage

Lamp: 120V/50W max, xenon JCD-50X (included)

- May be dimmed
- Lamp shield used to secure shade to socket
- Includes 120V, 50W halogen lamp



ORDER NUMBER

LEDme®

| System | Model # | Shade Color | Finish |
|-----------------------|---------|-------------|----------|
| MP-LED Canopy | 530 | GR | BN |
| QP-LED Quick Connect™ | | MC | CH DB |

Canopy (MP) models ordered as complete unit.

Quick Connect™ (QP) models must be ordered with an adapter or canopy, see next page for ordering info.

Low Voltage

| System | Model # | Shade Color | Finish |
|-------------------|---------|-------------|----------|
| MP- Canopy | 530 | GR | BN |
| QP Quick Connect™ | | MC | CH DB |

Line Voltage

| System | Model # | Shade Color | Finish |
|-----------------|---------|-------------|--------|
| HM1- Flexrail1™ | 530 | GR | DB |
| HM- Flexrail2™ | | MC | PT |
| LTK- L Track | | | BN |
| HTK- H Track | | | DB |
| JTK- J/J2 Track | | | |

All Line Voltage models ordered as complete unit, adapter included.

| System | Model # | Color | Finish |
|----------------------|----------------------------------|----------------------|----------------------|
| <input type="text"/> | <input type="text" value="530"/> | <input type="text"/> | <input type="text"/> |

Example: MP-LED530-GR/BN

SHADE COLORS

GR-Green



MC-Multi-color



FINISHES

BN-Brushed Nickel



CH-Chrome



DB-Dark Bronze



PT-Platinum



WAC Lighting

www.waclighting.com

Phone (800) 526.2588 • Fax (800) 526.2585

Headquarters/Eastern Distribution Center

44 Harbor Park Drive • Port Washington, NY 11050

Phone (516) 515.5000 • Fax (516) 515.5050

Western Distribution Center







1750 Archibald Avenue • Ontario, CA 91760

Phone (800) 526.2588 • Fax (800) 526.2585

COUTURE – model: G530

European Collection Glass Pendant

QUICK CONNECT™ ADAPTERS (order one per fixture)

| Solorail™ | Model # | Finish | Duorail™ | Model # | Finish | Linear | Model # | Finish |
|---|----------|----------------|---|----------|----------------|---|-------------------------------------|----------------------|
|  | LM-QADP | BN CH DB |  | LM2-QADP | BN CH DB |  | SADP | BK BN WT |
| Flexrail1™ | Model # | Finish | Flexrail2™ | Model # | Finish | 120V Track | Model # | Finish |
|  | HM1-EN50 | DB PT |  | HM-EN50 | DB PT |  | EN-LQ50AR EN-HQ50AR EN-JQ50AR | BK BN DB WT |

ORDER NUMBER




Model # – Finish

Example: LM-QADP-BN

QUICK CONNECT™ CANOPIES with INTEGRAL DRIVER

| | | | | | | | |
|--|--|--|---|----------|----------|----------|----------|
|  |  |  |  | | | | |
| Model # | Finish | Model # | Finish | Model # | Finish | Model # | Finish |
| QMP-60ERN | BN CH DB | QMP-G1RN | FR MR | QMP-G3RN | FR MR | QMP-G3RE | FR MR |

QUICK CONNECT™ CANOPIES for use with REMOTE TRANSFORMER

| | | | |
|---|---|---|----------------|
|  |  |  | |
| Model # | Finish | Model # | Finish |
| QMP-MI-TR | BN CH DB | QMP-1RN-TR | BN CH DB |
| QMP-1SQ-TR | BN CH DB | | |

ORDER NUMBER

Model # – Finish

Example: QMP-60ERN-BN

FINISHES

| | | | | | | | |
|--|---|---|---|---|---|---|---|
| BK-Black | BN-Brushed Nickel | CH-Chrome | DB-Dark Bronze | FR-Frosted | MR-Mirror | PT-Platinum | WT-White |
|  |  |  |  |  |  |  |  |

WAC Lighting
www.waclighting.com
Phone (800) 526.2588 • Fax (800) 526.2585

Headquarters/Eastern Distribution Center
44 Harbor Park Drive • Port Washington, NY 11050
Phone (516) 515.5000 • Fax (516) 515.5050

Western Distribution Center
1750 Archibald Avenue • Ontario, CA 91760
Phone (800) 526.2588 • Fax (800) 526.2585