

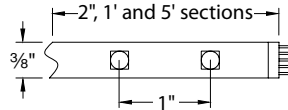
# InvisiLED® Classic 12V

## 12V LED Tape Light

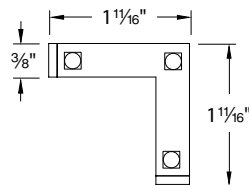
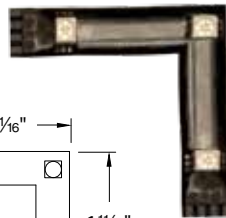
# WAC LIGHTING

Responsible Lighting®

Tape Section



3 LED "L" Connector



Fixture Type:

Catalog Number:

Project:

Location:

### PRODUCT DESCRIPTION

Our versatile 12 volt tape light comes in four colors as well as a warm white making it perfect for unique accent lighting applications. This easily customized system brings life to spaces normally left dull and boring.

### FEATURES

- Ultra thin profile at 3/8"
- Diodes spaced evenly at 1" on center
- Minimum run length of 1' and maximum of 25'
- May be field cut every 2" at the end of a run
- Three mounting methods provided for different surfaces
- 50,000 hour rated life
- 5 year WAC Lighting product warranty

### SPECIFICATIONS

**Construction:** Flexible, silicone cased tape light. Peel and stick 3M construction adhesive on back. Indicating marks on back for field cutting.

**Power Supply:** Remote and plug-in electronic Class 2 transformers. 120VAC 50/60Hz input, 12V 60W output.

**Light Source:** 12 LED diodes per foot. Runs on 12V at 2W per foot.

**Dimming:** May be dimmed with electronic low voltage (ELV) dimmer.

**Operating Temperature:** -4°F – 122°F (-20°C – 50°C), relative humidity 95%.

**Standards:** UL & CUL Listed for damp locations.

### POWER SUPPLIES

Remote (Hard-Wired)

**EN-1260-RB2-T** 12VAC/60W Class 2 LED transformer

Plug-in

**EN-1260-P-AR-T** 12VAC/60W Class 2 LED transformer

### POWER SUPPLY ACCESSORIES

**TB-S** Wiring box with switch

**LED-T-B** Low voltage wiring box

**LED-T-P-2** 2' lead wire for power supply

**LED-T-P-12** 12' lead wire for power supply

**LED-T-EXT-144** 12' extension cable

### TAPE LIGHT ACCESSORIES

**LED-T-IC** Joiner cables

**LED-T-EC** End cap

**LED-T-X** "X" connector

**LED-T-CL** Mounting clips

**LED-T-Y** "Y" connector

**LED-T-RC** Retrofit channel

**LED-T-L** "L" connector

**LED-T-CH** Rigid aluminum channel

For full descriptions and specs of

Power Supplies and Accessories see next page.

### FIXTURE PERFORMANCE – TAPE SECTIONS

Color	Color Temp	Watts/ft	Lumens/ft	CRI
Amber	590-595nm	2	22	n/a
Blue	465-470nm	2	20	n/a
Green	515-520nm	2	60	n/a
Red	625-630nm	2	30	n/a
White	3500K	2	90	82

### ORDER NUMBER – TAPE SECTIONS

Model #	Length	Qty	Color
<b>LED-T</b>	<b>2IN</b> 2 inches	1	<b>AM</b> Amber
	<b>2IN-10</b> 2 inches	10	<b>BL</b> Blue
	<b>1</b> 1 foot	1	<b>GR</b> Green
	<b>1-25*</b> 1 foot	25	<b>RD</b> Red
	<b>5</b> 5 feet	1	<b>WT</b> White

\*Bulk order only available in White (WT)

### FIXTURE PERFORMANCE – 3 LED "L" CONNECTOR

Color	Color Temp	Watts	Lumens	CRI
White	3500K	0.6	22.5	82

### ORDER NUMBER – 3 LED "L" CONNECTOR

Model #                      Color\*

**LED-T-3L** – **WT**

\*Only available in 3500K white

Model #                      Length                      Color

**LED-T** –  –

Example: **LED-T-5-AM**

### WAC Lighting

www.waclighting.com

Phone (800) 526.2588 • Fax (800) 526.2585

### Headquarters/Eastern Distribution Center

44 Harbor Park Drive • Port Washington, NY 11050

Phone (516) 515.5000 • Fax (516) 515.5050



### Western Distribution Center





1750 Archibald Avenue • Ontario, CA 91760









Phone (800) 526.2588 • Fax (800) 526.2585

# InvisiLED® Classic 12V

## Power Supplies and Accessories

POWER SUPPLIES		Model #	Input	Output	Dimensions	Description
Remote Class 2 AC Transformer		<b>EN-1260-RB2-T</b>	120V	12V/60W	6½" × 1⅝" × 1¼"	6' lead wire included. Requires a minimum load of 1W. Max run: 25'
Plug-in Class 2 AC Transformer		<b>EN-1260-P-AR-T</b>	120V	12V/60W	2¾" × 1⅝" × 1¾"	6' lead wire included. Requires a minimum load of 1W. Max run: 25'

POWER SUPPLY ACCESSORIES		Model #	Dimensions	Description
Wiring box with switch		<b>TB-S</b>	6¼" × 1⅝" × 1¼"	Use when spanning a large gap in a system layout without leaving exposed wiring ( <i>ie: lighting kitchen cabinets on both sides of a sink or window</i> ). Low voltage wiring is collected inside box, with Romex® wire output to go behind a wall.
Low Voltage Wiring Box		<b>LED-T-B</b>	1½" × ¾" × ⅞"	Neatly house up to 2 wires.
Lead Wire		<b>LED-T-P-2</b> <b>LED-T-P-12</b>	2' 12'	Alternative length of lead wires for plug-in or remote power supply. May be field cut for use with a remote power supply.
Extension Cable		<b>LED-T-EXT-144</b>	12'	Use to extend the distance between power supply and tape section.

TAPE LIGHT ACCESSORIES		Model #	Dimensions	Description
Joiner Cable		<b>LED-T-IC2</b> <b>LED-T-IC6</b> <b>LED-T-IC12</b> <b>LED-T-IC72</b>	2" 6" 12" 72"	Connects two sections of InvisiLED® Classic.
4-Way "X" Connector		<b>LED-T-X</b>	3¾" × 3¾" × ⅝" center: ¾" arms: 1½" each	"X" connector has one male and three female connectors. <i>(Total run length power consumption cannot exceed transformer load when "X" connector is used).</i>
3-Way "Y" Connector		<b>LED-T-Y</b>	3⅛" × 3⅛" × ⅝" center: ¾" arms: 1½" each	"Y" connector has one male and two female connectors. <i>(Total run length power consumption cannot exceed transformer load when "Y" connector is used).</i>
"L" Connector		<b>LED-T-L</b>	1⅜" × 1⅝" × ¼"	"L" connector has male and female connectors, use to create 90° right angles.
End cap		<b>LED-T-EC</b>	½" × ¼" × ⅜" ½" × ½" × ⅛"	Includes 1 cut end cap and 1 male end cap. Use to terminate every run to protect against contaminants.
Mounting Clips (10 pack)		<b>LED-T-CL</b>	½"	For installation on surfaces that are difficult to adhere to. Two mounting clips per foot are recommended for straight runs.
Retrofit Channel		<b>LED-T-RC</b>	36" × ½" × ½"	Use to construct a miniature cove or light baffle in which tape may be concealed. May also be mounted to the channel as a way to change the direction of the projected light.
Rigid Aluminum Channel		<b>LED-T-CH</b>	5' × ⅞" × ⅜"	Mounting channel with frosted glass shield.