

R2RPT, R2SPT

2" Volta - Pinhole Trim

WAC LIGHTING

Responsible Lighting®



Fixture Type:

Catalog Number:

Project:

Location:

PRODUCT DESCRIPTION

Volta LED downlight series represents an innovation in design and technology for architectural lighting. This high lumen and adaptable family of fixtures with a comprehensive set of round and square fittings, affords a sustainable solution for commercial, corporate, and upscale residential applications.

FEATURES

- Center beam alignment retained throughout adjustment range
- 0-30° vertical and 365° horizontal lockable hot aiming
- Indexed vertical scaling for precise and accurate alignment
- Integral patterned tempered trim lens included standard
- Compatible with a wide range of accessories
- 5 year WAC Lighting product warranty

SPECIFICATIONS

Construction: Durable die-cast self-flanged aluminum construction

Input: Universal 120 - 277V AC 50/60 Hz

Dimming: Electronic Low Voltage (ELV): 100%-5%
0-10V: 100-0%
Lutron Hi-Lume 1% Ecosystem Fade-to-Black option

Light Source: High output 3-step Mac Adam Ellipse COB
Rated life of 50,000 hours at L70

Mounting: Heavy gauge retention clips support trim firmly. Safety cabling standard.
Ceiling cut out Round Trimmed: Ø 3 9/16" Invisible Trim: Ø 4 1/4"
Ceiling cut out Square Trimmed: 3 9/16" x 3 9/16" Invisible Trim: 4 1/4" x 4 1/4"
Accommodates 1/2" - 1 1/2" ceiling thickness
Remodel Invisible Trim: 1/2" - 1" ceiling thickness

Finish: Electrostatically powder coated White, Black. Enamel coated Haze. Plated and brushed Copper Bronze.

Standards: ETL & cETL Wet location Listed

Model	Beam	Lumens Reference	CBCP Output*	Color Temp	CRI	Finishes	Reflector/Trim
<p>R2RPT Round Trim R2SPT Square Trim</p>	S 12°	Round	235	3380	827 2700K 85	BK CB HZ WT	Black/Black Black/Copper Bronze Black/Haze Black/White
		Square	285	4780	830 3000K 85 835 3500K 85 840 4000K 85		
	N 20°	Round	555	4805	927 2700K 90		
		Square	720	5340	930 3000K 90		

R2__PT-_____-_____

Example: **R2RPT-N930-WT**

*Reference output shows **830**(85CRI 3000K) trim with **22** housing. Use multiplier table below to determine the output for other combinations.

Multiplier	TRIM					
	827	927	830	930	835	840
HOUSING 22	0.95	0.81	1.00	0.86	1.05	1.07
15	0.66	0.56	0.69	0.59	0.72	0.74

Example: **R2SPT-N840-WT** with **15** housing: 720 lm (Reference Output) x 0.74 (Multiplier) = 533 lm

5340 CBCP (Reference Output) x 0.74 (Multiplier) = 3952 CBCP

Please see next page for housing units(required)

wacighting.com
Phone (800) 526.2588
Fax (800) 526.2585

Headquarters/Eastern Distribution Center
44 Harbor Park Drive
Port Washington, NY 11050

Central Distribution Center
1600 Distribution Ct
Lithia Springs, GA 30122

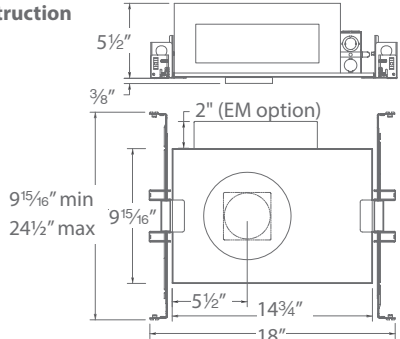
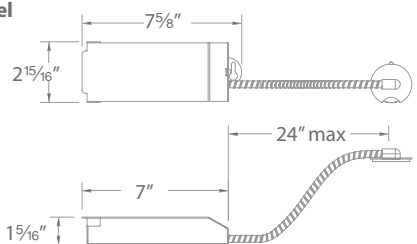
Western Distribution Center
1750 Archibald Avenue
Ontario, CA 91760

R2RPT, R2SPT

2" Volta - Pinhole Trim

WAC LIGHTING

Responsible Lighting®

HOUSING (Required)	Model	Trim Type	Power	Driver	Emergency Backup
New Construction Airtight IC 	R2RN Round R2RC Round Chicago Plenum R2SN Square R2SC Square Chicago Plenum	T Trim L Invisible Trim	15 15W IC 22 22W IC	DEFAULT L1 ELV, 0-10V Lutron Hi-Lume 1%	EM Optional
	Remodel Non-IC 	R2BR Round & Square R2RR Round R2SR Square	T Trim L Invisible Trim	15 15W Non-IC 22 22W Non-IC 15 15W Non-IC 22 22W Non-IC	DEFAULT ELV, 0-10V

R2_____ - _____

Example: **R2RNT-15** or **R2RNT-15EM** (with Emergency backup battery)


WOOD AND METAL CEILING ADAPTERS (For use with new construction housings)

	Round	Square
R2R-ADP1	1/2" to 1" ceiling thickness	R2S-ADP1 1/2" to 1" ceiling thickness
R2R-ADP2	1" to 1 1/2" ceiling thickness	R2S-ADP2 1" to 1 1/2" ceiling thickness

FIELD CHANGEABLE GLARE CONTROL AND OPTIC SYSTEM

Accessory holder
Holds up to two lenses or one lens and one glare control

Optical cartridge
Allows tool-less exchange of reflectors



ACCESSORY HOLDER sold separately

LENS-16-HLD	Required for use with any lens or accessory
--------------------	---

GLARE CONTROL ACCESSORIES

LENS-16	HCM Honeycomb Louver CRL Cross Louver
----------------	--

INTERCHANGEABLE REFLECTORS

REF-R2-N	Narrow Flood beam
REF-R2-F	Flood beam
REF-R2-W	Wide beam

LENS ACCESSORIES

LENS-16	AMB	Amber
	RED	Red
	FR	Frosted
	SPR	Spread
	BEL	Beam Elongating

wacighting.com
Phone (800) 526.2588
Fax (800) 526.2585

Headquarters/Eastern Distribution Center
44 Harbor Park Drive
Port Washington, NY 11050

Central Distribution Center
1600 Distribution Ct
Lithia Springs, GA 30122

Western Distribution Center
1750 Archibald Avenue
Ontario, CA 91760