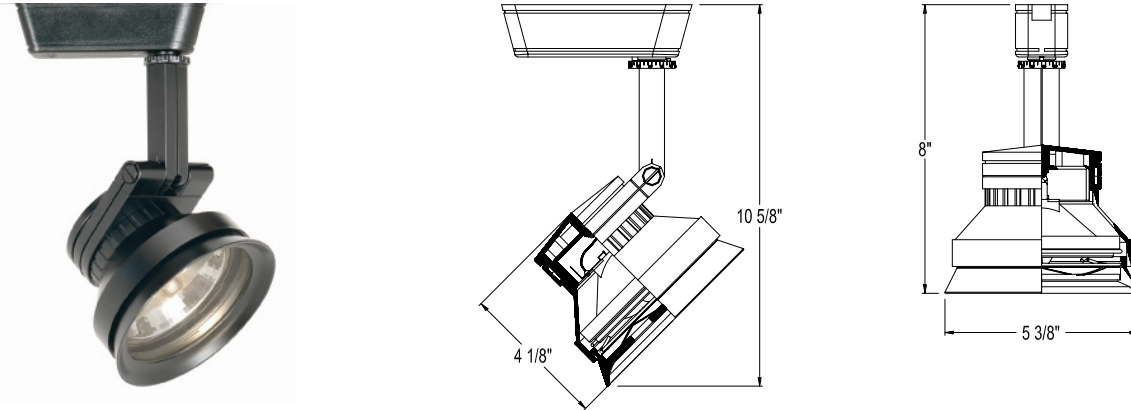


CATALOG NUMBER	TYPE
PROJECT	





PRECISION SPOT – LOW VOLTAGE TRACK HEAD **SERIES 939L**



Ordering Matrix						
Model			Finish			Accessories
HHT-939L	LHT-939L	JHT-939L	BK	WT	BK/PT	See table below*

Ordering Example (model + finish + accessory) : HHT-939L-WT-LENS-111-CRL

Product Details	Specification Features
<p>Description: Precision Spot series low voltage track heads using AR111 lamps. Designed for use with W•A•C H, L, J and J2 series track. In addition they may fit other manufacturer's original track (consult factory for specific brands).</p> <p>Materials: Die-cast aluminum fixture, cap ring and check ring. Clear 4.0 mm thick tempered glass lens. Heavy gauge aiming screws painted to match fixture finish.</p> <p>Transformer: Electronic transformer with auto reset, soft start, and short circuit protection features.</p> <p>Socket: Two wire leads with u-posts attach to AR111 lamp terminal base.</p> <p>Aiming: 350° horizontal rotation and 90° vertical aiming with built-in degree scales on fixture. Two aiming screws (one on each side of fixture) allow for locking fixture aiming angle.</p> <p>Lamping: Re-lamps from the front using AR111 lamps, 75W maximum.</p> <p>Finish: Abrasion resistant powder coat paint finish. Available in Black (BK), White (WT), and Black on Platinum (BK/PT).</p> <p>Listing: UL & CUL Listed. Patent Pending.</p> <p>Accessories: Accepts two new accessories or a single accessory and the supplied clear tempered glass lens. *Compatible accessories are ordered separately.</p>	<ul style="list-style-type: none"> • Specification grade die-cast aluminum fixture with integral aiming indicators to assure precise directional adjustment. • Threaded easy turn check ring within lens cap allows for multiple captive accessories. • AR111 lamps available in 4, 8, 25 & 45 degrees to allow for a wide variety of application specific lighting patterns. • Electronic transformer soft start feature is designed to protect lamps from abrupt inrush current. The solid state circuitry promotes cool and quiet operation. • The J style head may be installed on "J2" 2-circuit track with the addition of the J-CLIP option. • 2 year W•A•C Lighting product warranty.

Compatible Accessories			
LENS-111-CRL Cross Louver 	LENS-111-HCL Honeycomb Louver 	LENS-111-COLOR Colored Lenses AMB = Amber BLU = Blue GRN = Green RED = Red YEL = Yellow 	LENS-111-DIC-COLOR Dichroic Lenses AMB = Amber BLU = Blue GRN = Green RED = Red YEL = Yellow 

Track Adaptor Information

L Adaptor
For L style
W•A•C track



H Adaptor
For H style
W•A•C track



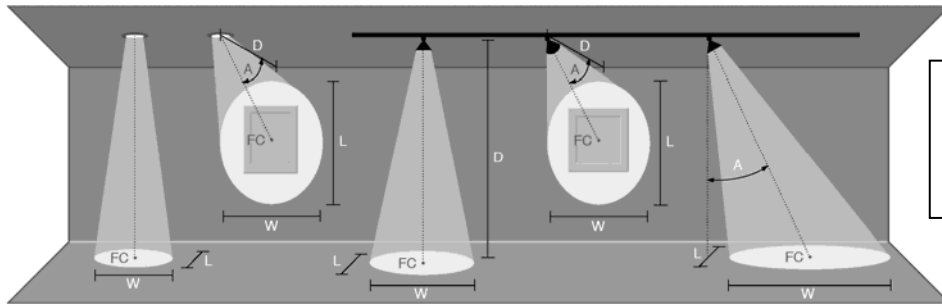
J Adaptor
For J style
W•A•C track



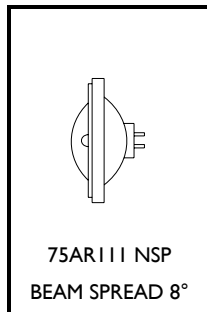
J2 Adaptor
For J2 style
W•A•C track
(JTK + J-Clip)



Photometry

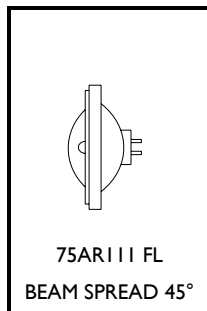
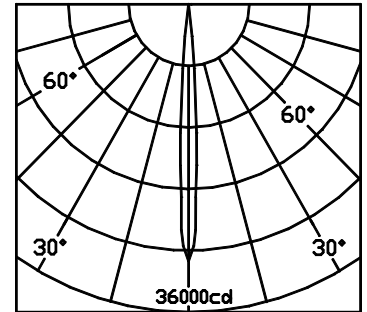


D Distance To Fixture From Wall Or Floor
FC Initial Footcandle Level At Center Of Beam
L Beam Length (where candlepower drops to 50% of maximum)
W Beam Width (where candlepower drops to 50% of maximum)



0° Aiming Angle				
D (ft)	FC	W	L	
3	3333	0'5"	0'5"	
6	833	0'10"	0'10"	
9	370	1'3"	1'3"	
12	208	1'8"	1'8"	
15	133	2'1"	2'1"	

45° Aiming Angle				
D (ft)	FC	W	L	
3	1179	0'7"	0'10"	
6	295	1'2"	1'8"	
9	131	1'9"	2'6"	
12	74	2'4"	3'4"	
15	47	3'0"	4'3"	



0° Aiming Angle				
D (ft)	FC	W	L	
3	189	2'6"	2'6"	
6	47	5'0"	5'0"	
9	21	7'5"	7'5"	
12	12	9'11"	9'11"	
15	8	12'5"	12'5"	

45° Aiming Angle				
D (ft)	FC	W	L	
3	67	3'6"	6'0"	
6	17	7'0"	12'0"	
9	7	10'7"	18'0"	
12	4	14'1"	24'0"	
15	3	17'7"	30'0"	

